



District Report Card: 2017


State: Delhi	District: North Delhi
Class: 3	Subject: Language
Schools: 58	Students: 1186


Participation/Coverage


Students

<div>GENDER</div> <div></div>	Boys				Girls			
	Number		%		Number		%	
	582		49.07		604		50.93	

<div>AREA</div> <div></div>	Rural				Urban			
	Number		%		Number		%	
	350		29.51		836		70.49	

<div>CATEGORY</div> <div></div>	SC		ST		OBC		GEN	
	Number	%	Number	%	Number	%	Number	%
	135	11.38	0	0.00	47	3.96	1004	84.65

<div>CWSN</div> <div></div>	LD	VI	HI	S&LD	ID	Oth
	1	2	1	1	0	43

<div>Management</div> <div></div>	Government			Government-aided		
	Number		%	Number		%
	1158		97.64	28		2.36

Average Performance of Students in Language (%)

Overall	Gender		Area		Management		Social Group			
	Male	Female	Rural	Urban	Govt.	Aided	SC	ST	OBC	GEN
60.47	59.27	61.63	63.50	59.20	60.01	79.76	58.37	0.00	47.80	61.35

Performance on Learning Outcomes (LOs)

Learning Outcomes	Description	Average Performance(%)
L304	Reads small texts with comprehension i.e., identifies main ideas, details, sequence and draws conclusions	61.95
L312	Reads printed scripts on the classroom walls: poems, posters, charts etc.	57.52

Range of Performance of Students who Answered Correctly							
Below 30%		30% - 50%		50% - 75%		Above 75%	
Number	%	Number	%	Number	%	Number	%
171	14.42	264	22.26	370	31.20	381	32.12

Lowest Performing Learning Outcomes (LOs)

1 - Reads printed scripts on the classroom walls: poems, posters, charts etc. (57.52)

2 - Reads small texts with comprehension i.e., identifies main ideas, details, sequence and draws conclusions (61.95)